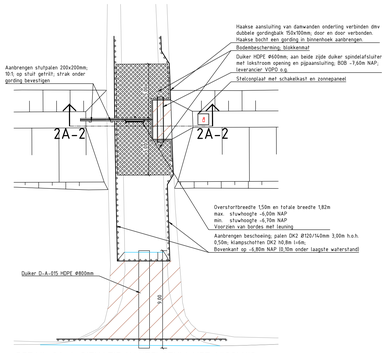

DETAIL 2A-1: SITUATIE KANTELSTUW MET VISSLUIS
schaal 1:200

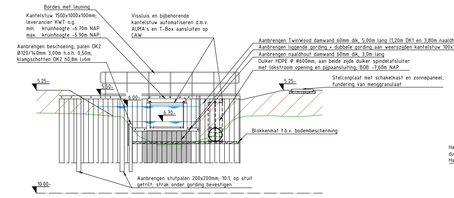

DETAIL 2A-2: VOORAANZICHT KANTELSTUW MET VISSLUIS
schaal 1:100

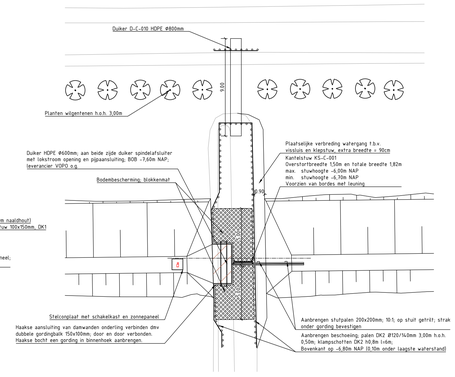

DETAIL 2B-1: SITUATIE KANTELSTUW MET VISSLUIS
schaal 1:200

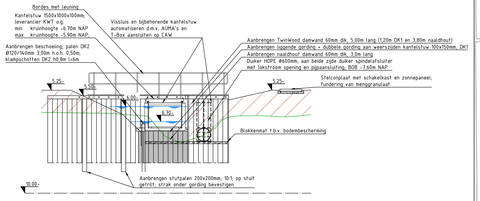

DETAIL 2B-2: VOORAANZICHT KANTELSTUW MET VISSLUIS
schaal 1:100

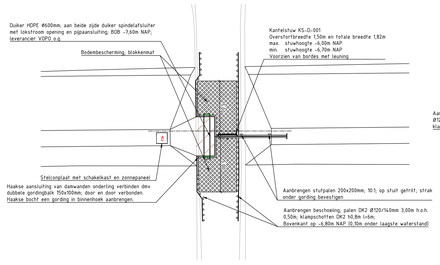

DETAIL 2C-1: SITUATIE KANTELSTUW MET VISSLUIS
schaal 1:200

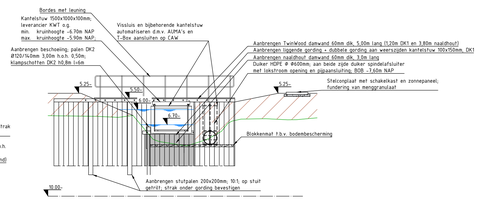

DETAIL 2C-2: VOORAANZICHT KANTELSTUW MET VISSLUIS
schaal 1:100

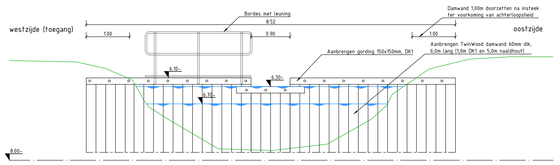

DETAIL 2D-1: DWARSPROFIEL VASTE STUW
schaal 1:50

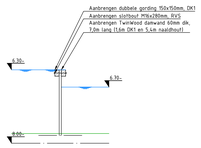

DETAIL 2D-2: DWARSPROFIEL VASTE STUW
schaal 1:50

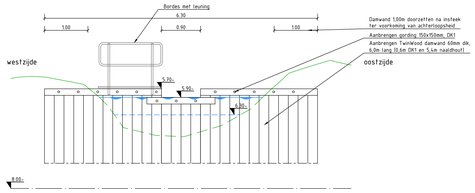

DETAIL 2E-1: DWARSPROFIEL VASTE STUW
schaal 1:50

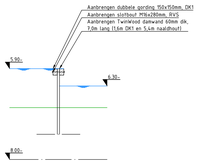

DETAIL 2E-2: DWARSPROFIEL VASTE STUW
schaal 1:50



DETAIL 3A: DOORSNEDE OVERSTORTLEIDING O-B-002
schaal 1:100

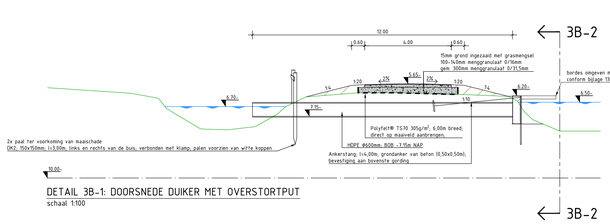

DETAIL 3B-1: DOORSNEDE DUIKER MET OVERSTORTPUT
schaal 1:100

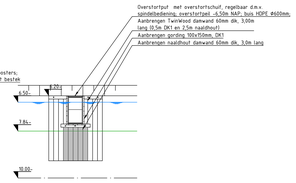

DETAIL 3B-2: DOORSNEDE DUIKER MET OVERSTORTPUT
schaal 1:100

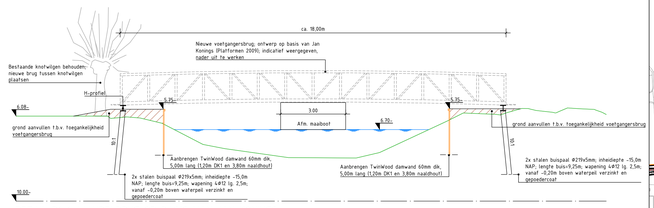

DETAIL B1-1: WANDELBRUG OP BASIS VAN JAN KONINGS
schaal 1:100

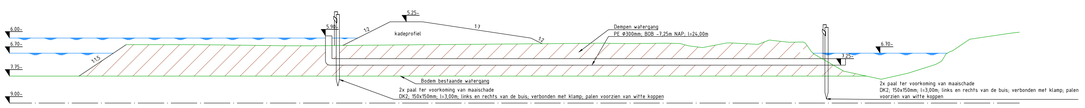

DETAIL 3C: DOORSNEDE OVERSTORTLEIDING O-D-001
schaal 1:100

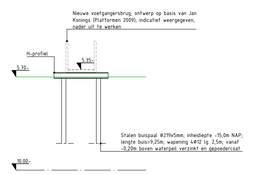

DETAIL B1-2: DWARSDOORSNEDE WANDELBRUG
schaal 1:100

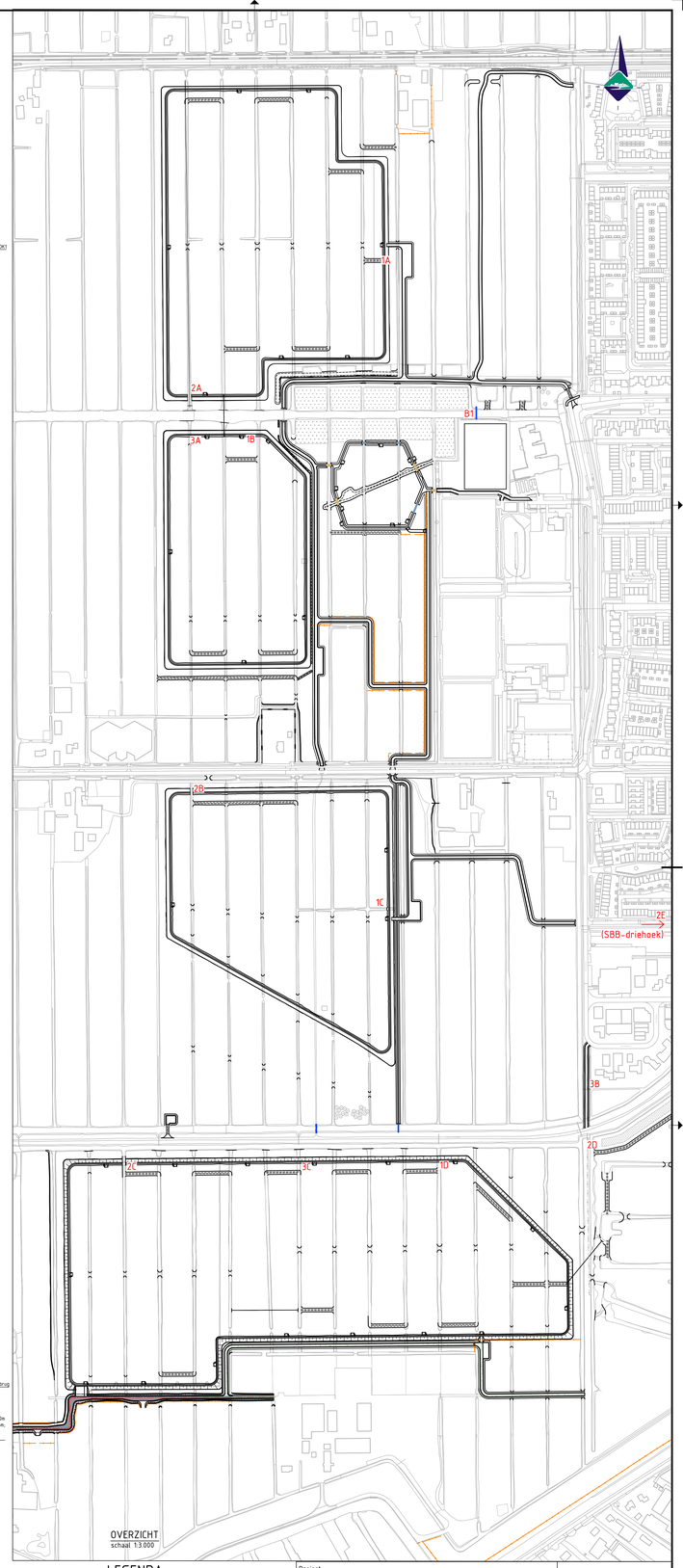

LEGENDA

- Bestaand maaiveld
- Ontwerplijn
- Waterspiegel
- Verwijzing naar doorsnede/aanzicht
- NAP-lijn
- NAP-hoogte
- Grond aanvullen

Opmerkingen:

- Maten in meters;
- Dimensies van materialen in millimeters;
- Hoogtematen in meters t.o.v. NAP

Project:
Marickenland Deelgebied 1

Onderdeel:
Details
Blad 2 van 3

Opdrachtgever:
provincie :: Utrecht

bwz ingenieurs
Lambertus Zijlstraat 15
9101 AG Dokkum
t 0519 743 800
w www.bwz-ingenieurs.nl

Projectnummer:	081-20
Bestekkenmer:	081-20-BWZ-001
Datum:	22-05-24
Schaal:	150 / 1100 / 1200
Getekend:	T. Bunnik
Formaat:	A0
Gecontroleerd:	J. Bongers
Fase:	Bestek
Projectleider:	H. Zwart
Versie:	02.0
Tekeningnummer:	081-20-BWZ-TE-BE-DE-101
Status:	DEFINITIEF

081-20-BWZ-TE-BE-DE-100MWZ_DETAILS.dwg